

READYWRAP™

MANUFACTURED BY SOLARIS

> user guide

MATERIALS



Nylon Backing: 100% Polyamide

Exterior: 72% Nylon, 17% Lycra, 11% Elastane

Foam: 100% Polyurethane

Contains hook and loop materials. All materials are latex-free. Made in the USA.

WASHING INSTRUCTIONS

Hand wash in warm water with a drop of mild detergent. Do not use bleach or fabric softener. Do not iron. Lay flat on a towel to dry.



RETURNS & WARRANTIES

Returns: Defective products may be replaced within 30 days of purchase. Please contact Solaris directly.

Warranties: ReadyWrap products are warranted to be free of defect for 6 months from the date of purchase.

INDICATIONS

- › Lymphedema
- › Acute / Chronic Edema
- › Venous (Stasis) Ulcer
- › Post Thrombotic Syndrome
- › Venous Insufficiency
- › Indurate Tissue
- › Varicose Veins
- › Post Sclerotherapy

CONTRAINDICATIONS

- › Arterial Insufficiency or Degeneration
- › Deep Vein Thrombosis (DVT)
- › Untreated Congestive Heart Failure
- › Untreated Cancer
- › Localized or Systemic Infection
- › Absent or Severely Impaired Sensation
- › Allergy to ReadyWrap Materials
- › Severe or Moderate Peripheral Arterial Disease

THE READYWRAP STRAPPING SYSTEM

Donning ReadyWrap is easier than ever with the new colour-coded strapping system - simply match the straps and you're good to go!



Short Calf Unit pictured

DONNING BASICS

Before wearing your ReadyWrap for the first time, consult with your therapist to ensure that you are applying the correct compression.

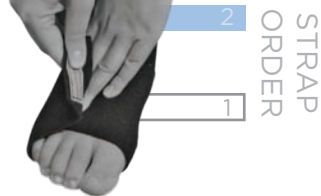
Most people prefer to don their ReadyWrap while long sitting (with legs stretched out in front of them), however, some find it easier to put on while sitting in a chair or standing. We encourage you to see what method works best for you. For better visualization, this guide depicts donning while standing. If using your Silver Liner, please don it prior to applying your ReadyWrap.

Your ReadyWrap is intended for daywear usage only, please consult with your therapist prior to beginning any alternative uses.



DONNING YOUR READYWRAP FOOT

- 1 Place your heel into the hole of the garment with the short spine along the back of your ankle and the long spine running under your arch. (white seams shown for emphasis only)
- 2 Fasten both straps; adjust for comfort as needed.



DONNING YOUR READYWRAP CALF

- 1 Place the spine of the garment against your calf and fasten the shortest strap just above your ankle bone. (note: you can lightly fasten the top strap to help keep the garment in place)
- 2 Fasten the remaining straps in order, adjusting for comfort as needed.

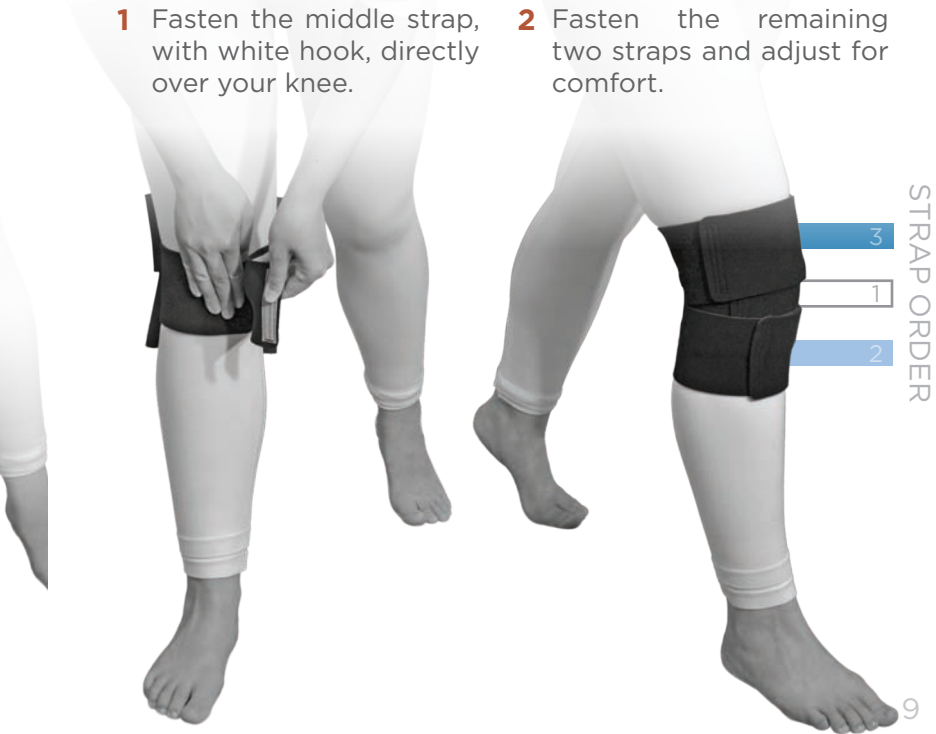


DONNING YOUR READYWRAP FOOT & CALF

- 1** Place your heel in the hole of your garment, with the long spine running under your arch, and fasten both straps. (please refer to page 6 for more info)
- 2** Place the spine of your calf unit against the back of your calf and fasten the shortest strap over the ankle, ensuring that it overlaps your ankle unit. Fasten the remaining straps. (refer to page 7 for additional info)

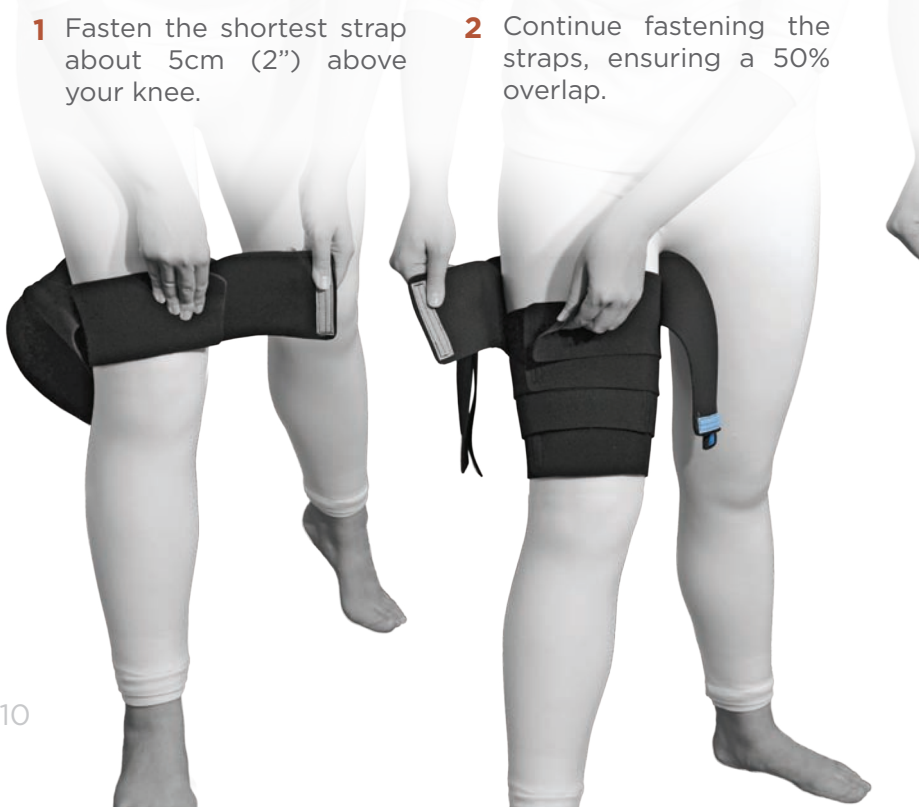
DONNING YOUR READYWRAP KNEE

- 1** Fasten the middle strap, with white hook, directly over your knee.
- 2** Fasten the remaining two straps and adjust for comfort.



DONNING YOUR READYWRAP THIGH

- 1** Fasten the shortest strap about 5cm (2") above your knee.
- 2** Continue fastening the straps, ensuring a 50% overlap.



For "Straight-Shaped" Thighs
Fasten the top straps
straight across.

For "V-Shaped" Thighs
Fasten the top straps in
a "V" across the front of
your ReadyWrap



* Tall units only

DONNING YOUR FOOT, CALF, KNEE & THIGH

- 1** Place your heel in the hole of your garment, with the long spine running under your arch and fasten both straps. (please refer to page 6 for additional info)

- 2** Place the spine of your calf unit against the back of your calf and fasten the shortest strap over the ankle, ensuring that it overlaps your ankle unit. Continue fastening the remaining straps. (refer to page 7 for additional info)



- 3** Don your Thigh unit according to the instructions on pages 10 and 11.



- 4** Fasten the middle strap of your Knee unit directly over your patella, then fasten the remaining straps. (see page 9 for more info)



MY READYWRAP

Purchase Date | _____ / _____ / _____
warranty expires 6 months after proof of purchase date

Place of Purchase | _____

Style and Size

- | | | | | |
|-------|--|---|--------------------------------|-----------------------------|
| Foot | <input type="checkbox"/> Small | <input type="checkbox"/> Med | <input type="checkbox"/> Large | <input type="checkbox"/> XL |
| Calf | <input type="checkbox"/> Regular Small | <input type="checkbox"/> Regular Medium | | |
| | <input type="checkbox"/> Regular Large | <input type="checkbox"/> Regular XL | | |
| | <input type="checkbox"/> Tall Small | <input type="checkbox"/> Tall Medium | | |
| | <input type="checkbox"/> Tall Large | <input type="checkbox"/> Tall XL | | |
| Knee | <input type="checkbox"/> Small | <input type="checkbox"/> Med | <input type="checkbox"/> Large | <input type="checkbox"/> XL |
| Thigh | <input type="checkbox"/> Regular Small | <input type="checkbox"/> Regular Medium | | |
| | <input type="checkbox"/> Regular Large | <input type="checkbox"/> Regular XL | | |
| | <input type="checkbox"/> Tall Small | <input type="checkbox"/> Tall Medium | | |
| | <input type="checkbox"/> Tall Large | <input type="checkbox"/> Tall XL | | |

SILVER LINERS

Solaris' Silver Liners help prevent odour and provide additional comfort and treatment support for wounds. For more information or to purchase Silver Liners please see your medical professional.

MATERIALS

46% Nylon, 35% Acrylic, 10% Polyester, 6% Spandex, 3% 

CARE INSTRUCTIONS

Machine wash warm, inside out, with regular detergent. No bleach or fabric softener. Tumble dry on low heat. Do not iron.



CONTRAINDICATIONS

› Allergies to materials (including silver)



SOLARIS

F R E E D O M T O L I V E

6737 West Washington Street
Suite 3260 West Allis WI 53214

T: (888) 918-9185 | F: (414) 918-9189

E: info@solarismed.com

www.solarismed.com

Distributed in Canada by:

**LYMPHEDEMA
DEPOT  LTD**

Quality Lymphedema Care Products

T: (905) 687-8500 | F: (905) 687-8234

E: Info@LymphdedemaDepot.com

www.LymphedemaDepot.com