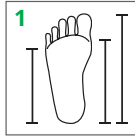


ExoCustom™ Lower Extremity Measuring and Order Form

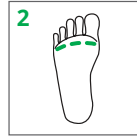


Measuring Instructions

- Have a non-toxic washable marker, tape measure, and pen available.
- Measure client after therapy or in the morning.
- Measure with client standing and weight evenly distributed.
- Measure lengths straight, do not follow leg contours.



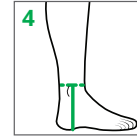
Foot Lengths



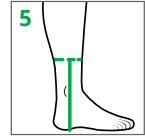
A_c
Circumference at MTP



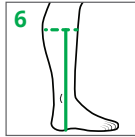
Y_c
Circumference at Instep / Heel



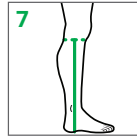
B
Floor to Narrowest Point of Ankle



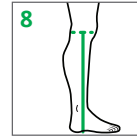
B¹
Floor to Narrowest Point of Calf
Calf transition



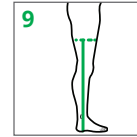
C
Floor to Widest Point of Calf



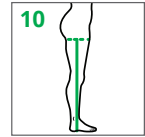
D
Floor to Base of Patella



E
Floor to Mid-Patella



F
Floor to Mid-Thigh



G
Floor to Gluteal Fold

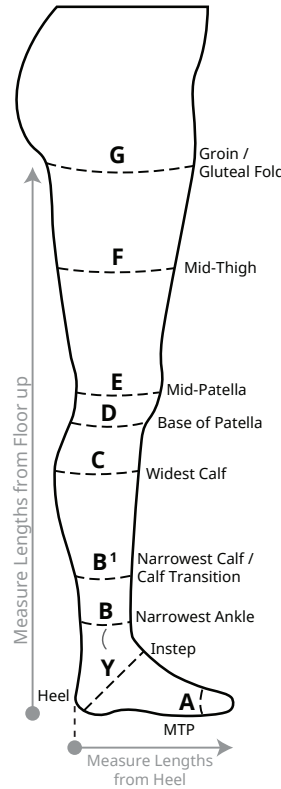
Ordering Information

Date:	PO:
Customer / Account:	
Client / ID:	
Gender: <input type="checkbox"/> Female <input type="checkbox"/> Male	
Quantity & Item Code	
Qty	EC-LE- L / R
	EC-LE- L / R
Color: <input type="checkbox"/> Beige L / R <input type="checkbox"/> Black L / R	
Compression	
<input type="checkbox"/> 18 - 21mmHg L / R <input type="checkbox"/> 23 - 32mmHg L / R	
<input type="checkbox"/> 34 - 46mmHg L / R	
Distal Foot Options	
Toe: <input type="checkbox"/> Closed L / R <input type="checkbox"/> Open L / R	
Finish: <input type="checkbox"/> Slant L / R <input type="checkbox"/> Straight L / R	
Modifications	
Qty	Pocket (select Place)
Place: <input type="checkbox"/> Back Knee L / R <input type="checkbox"/> Instep L / R	
Silicone (select Width and Place)	
Width: <input type="checkbox"/> 3.5cm L / R <input type="checkbox"/> 5cm L / R	
Place: <input type="checkbox"/> Inside L / R <input type="checkbox"/> 3/4 Inside L / R	
<input type="checkbox"/> Top L / R	
Zipper L / R (note start / end location below)	
Label Placement on Garment	
Place: <input type="checkbox"/> Inside L / R <input type="checkbox"/> Outside L / R	
Priority Production	
<input type="checkbox"/> Priority Production (additional fee)	
Comments	

LEFT LEG MEASUREMENTS

CIRC <i>c</i>	LENGTH <i>ℓ</i>
G _c <input type="text"/>	Gℓ <input type="text"/>
F _c <input type="text"/>	Fℓ <input type="text"/>
E _c <input type="text"/>	Eℓ <input type="text"/>
D _c <input type="text"/>	Dℓ <input type="text"/>
C _c <input type="text"/>	Cℓ <input type="text"/>
B ¹ _c <input type="text"/>	B ¹ ℓ <input type="text"/>
B _c <input type="text"/>	Bℓ <input type="text"/>
Y _c <input type="text"/>	
A _c <input type="text"/>	

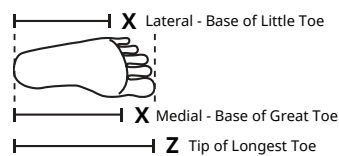
Please measure in centimeters



RIGHT LEG MEASUREMENTS

CIRC <i>c</i>	LENGTH <i>ℓ</i>
G _c <input type="text"/>	Gℓ <input type="text"/>
F _c <input type="text"/>	Fℓ <input type="text"/>
E _c <input type="text"/>	Eℓ <input type="text"/>
D _c <input type="text"/>	Dℓ <input type="text"/>
C _c <input type="text"/>	Cℓ <input type="text"/>
B ¹ _c <input type="text"/>	B ¹ ℓ <input type="text"/>
B _c <input type="text"/>	Bℓ <input type="text"/>
Y _c <input type="text"/>	
A _c <input type="text"/>	

FOOT LENGTH MEASUREMENTS



Foot tracings are always appreciated

LEFT

Lateral Xℓ	<input type="text"/>
Base of Little Toe	
Medial Yℓ	<input type="text"/>
Base of Great Toe	
Closed Toe Zℓ	<input type="text"/>
Tip of Longest Toe	

RIGHT

Lateral Xℓ	<input type="text"/>
Base of Little Toe	
Medial Yℓ	<input type="text"/>
Base of Great Toe	
Closed Toe Zℓ	<input type="text"/>
Tip of Longest Toe	