

How to Measure For Caresia.


- Take measurements next to bare skin when possible
- Pull the tape snug, but without constriction
- Take measurements with your client in a supine position
- Call us at (905) 687-8500 with any questions



Measuring for Caresia Upper Extremity


Palm Circumference

Measure around your client's MCPs with their hand in a neutral posture.



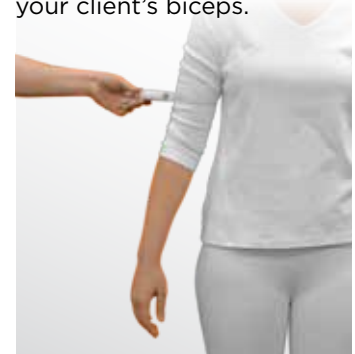
Wrist Circumference

Measure around your client's wrist with their hand in a neutral posture.



Biceps Circumference

Measure the largest girth of your client's biceps.



Measuring for Caresia Lower Extremity

Ankle Circumference

Measure the narrowest part of the ankle with the foot in neutral posture.



Calf Circumference

Measure the largest girth of your client's calf.



Below Knee Length

Measure the length from the bottom of your client's foot to the crease of the knee.



Groin Circumference

Measure the circumference of your client's thigh at the groin.



Thigh Length

Measure from the gluteal fold to the crease of the knee.

