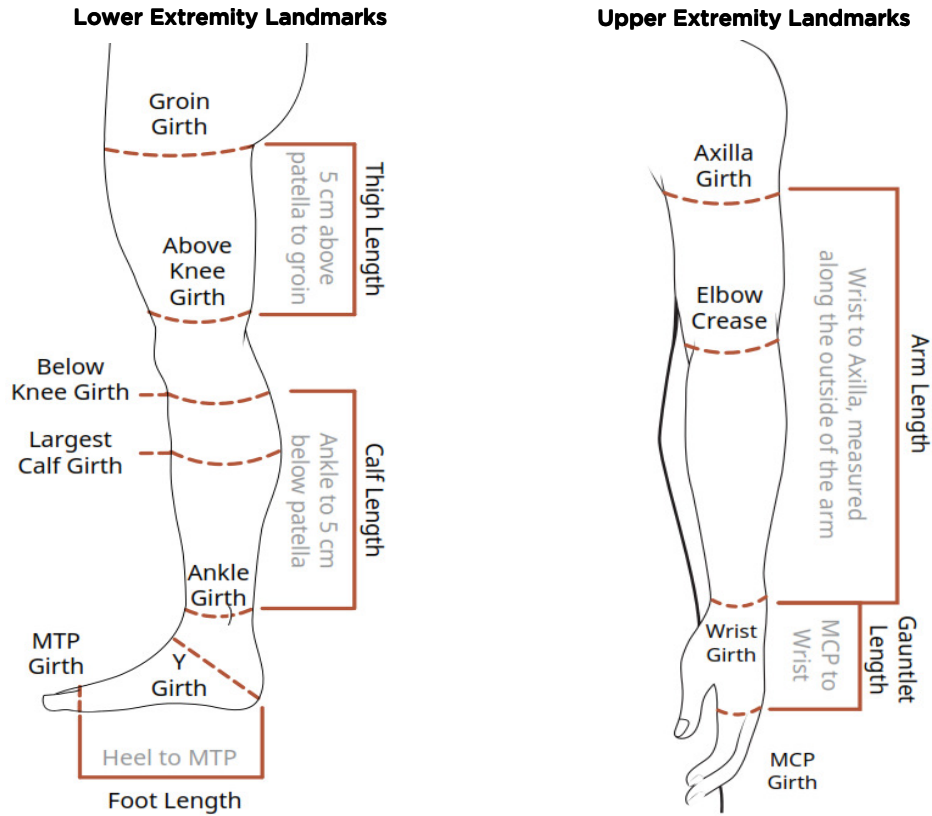



ReadyWrap Measuring Landmarks


Effective Sept. 2015

See page 2 for
Lower Extremity
Sizing Chart



ReadyWrap Sizing Chart - Upper Extremity

ARM (RW-UE-CG-) 	NO SIZING CHANGES		Item Code	Description	Length	Wrist Circumference	Elbow Circumference	Axilla Circumference
	RW-UE-CG-S43	-K Black, or -B Beige	Short, Small	(up to) 43 cm	13.5 - 17 cm	19 - 26 cm	22 - 29 cm	
	RW-UE-CG-M43	-K Black, or -B Beige	Short, Medium	(up to) 43 cm	15.5 - 20 cm	24 - 33 cm	26 - 36 cm	
	RW-UE-CG-L43	-K Black, or -B Beige	Short, Large	(up to) 43 cm	17.5 - 23 cm	29 - 40 cm	31 - 43 cm	
	RW-UE-CG-XL43	-K Black, or -B Beige	Short, X-Large	(up to) 43 cm	17.5 - 23 cm	30 - 43 cm	36 - 50 cm	
	RW-UE-CG-S46	-K Black, or -B Beige	Average, Small	(up to) 46 cm	13.5 - 17 cm	19 - 26 cm	22 - 29 cm	
	RW-UE-CG-M46	-K Black, or -B Beige	Average, Medium	(up to) 46 cm	15.5 - 20 cm	24 - 33 cm	26 - 36 cm	
	RW-UE-CG-L46	-K Black, or -B Beige	Average, Large	(up to) 46 cm	17.5 - 23 cm	29 - 40 cm	31 - 43 cm	
	RW-UE-CG-XL46	-K Black, or -B Beige	Average, X-Large	(up to) 46 cm	17.5 - 23 cm	30 - 43 cm	36 - 50 cm	
	RW-UE-CG-S49	-K Black, or -B Beige	Tall, Small	(up to) 49 cm	13.5 - 17 cm	19 - 26 cm	22 - 29 cm	
	RW-UE-CG-M49	-K Black, or -B Beige	Tall, Medium	(up to) 49 cm	15.5 - 20 cm	24 - 33 cm	26 - 36 cm	
	RW-UE-CG-L49	-K Black, or -B Beige	Tall, Large	(up to) 49 cm	17.5 - 23 cm	29 - 40 cm	31 - 43 cm	
	RW-UE-CG-XL49	-K Black, or -B Beige	Tall, X-Large	(up to) 49 cm	17.5 - 23 cm	30 - 43 cm	36 - 50 cm	

GAUNTLET (RW-UE-BC-) 	NO SIZING CHANGES		Item Code	Description	Length	Wrist Circumference	Palm Circumference	Thumb Circumference
	RW-UE-BC-L-S	-K Black, or -B Beige	Left, Small	(up to) 12.5 cm	13.5 - 17 cm	18 - 20 cm	6 - 8.5 cm	
	RW-UE-BC-R-S	-K Black, or -B Beige	Right, Small	(up to) 12.5 cm	13.5 - 17 cm	18 - 20 cm	6 - 8.5 cm	
	RW-UE-BC-L-M	-K Black, or -B Beige	Left, Medium	(up to) 13.5 cm	15.5 - 20 cm	20 - 22 cm	6 - 8.5 cm	
	RW-UE-BC-R-M	-K Black, or -B Beige	Right, Medium	(up to) 13.5 cm	15.5 - 20 cm	20 - 22 cm	6 - 8.5 cm	
	RW-UE-BC-L-L	-K Black, or -B Beige	Left, Large	(up to) 14.5 cm	17.5 - 23 cm	22 - 24 cm	6 - 8.5 cm	
	RW-UE-BC-R-L	-K Black, or -B Beige	Right, Large	(up to) 14.5 cm	17.5 - 23 cm	22 - 24 cm	6 - 8.5 cm	
	RW-UE-BC-L-XL	-K Black, or -B Beige	Left, X-Large	(up to) 15.5 cm	19.5 - 26 cm	24 - 26 cm	6 - 8.5 cm	
	RW-UE-BC-R-XL	-K Black, or -B Beige	Right, X-Large	(up to) 15.5 cm	19.5 - 26 cm	24 - 26 cm	6 - 8.5 cm	


Questions? We're here to help. Give us a call toll-free at 1-855-857-8500
E: Info@LymphedemaDepot.com Online at: www.LymphedemaDepot.com

**LYMPHEDEMA
DEPOT LTD**
Chronic Edema & Wound Care Products

ReadyWrap Sizing Chart - Lower Extremity


Effective Sept. 2015

THIGH
(RW-LE-EG-)
NEW SIZING
SEPT 2015



Item Code	Description	Length	Above Knee Circumference	Groin Circumference
RW-LE-EG-S25 -K Black, or -B Beige	Average, Small	(up to) 25 cm	38 - 48	48 - 63
RW-LE-EG-M25 -K Black, or -B Beige	Average, Medium	(up to) 25 cm	45 - 58	58 - 73
RW-LE-EG-L25 -K Black, or -B Beige	Average, Large	(up to) 25 cm	52 - 68	68 - 83
RW-LE-EG-XL25 -K Black, or -B Beige	Average, X-Large	(up to) 25 cm	59 - 78	78 - 93
RW-LE-EG-XXL25 -K Black, or -B Beige	Average, XX-Large	(up to) 25 cm	66 - 88	88 - 103
RW-LE-EG-S30 -K Black, or -B Beige	Tall, Small	(up to) 30 cm	38 - 48	48 - 63
RW-LE-EG-M30 -K Black, or -B Beige	Tall, Medium	(up to) 30 cm	45 - 58	58 - 73
RW-LE-EG-L30 -K Black, or -B Beige	Tall, Large	(up to) 30 cm	52 - 68	68 - 83
RW-LE-EG-XL30 -K Black, or -B Beige	Tall, X-Large	(up to) 30 cm	59 - 78	78 - 93
RW-LE-EG-XXL30 -K Black, or -B Beige	Tall, XX-Large	(up to) 30 cm	66 - 88	88 - 103


KNEE
(RW-LE-DE-)
NEW SIZING
SEPT 2015



Item Code	Description	Length	Below Knee Circumference	Above Knee Circumference
RW-LE-DE-S -K Black, or -B Beige	Small	20 cm	28 - 38 cm	38 - 48 cm
RW-LE-DE-M -K Black, or -B Beige	Medium	20 cm	33 - 43 cm	45 - 58 cm
RW-LE-DE-L -K Black, or -B Beige	Large	20 cm	38 - 48 cm	52 - 68 cm
RW-LE-DE-XL -K Black, or -B Beige	X-Large	20 cm	43 - 58 cm	59 - 78 cm
RW-LE-DE-XXL -K Black, or -B Beige	XX-Large	20 cm	53 - 68 cm	66 - 88 cm


Take "above knee" at 5 cm above the mid-patella or the crease of the knee posteriorly
Take "below knee" at 5 cm below the mid-patella or the crease of the knee posteriorly

CALF
(RW-LE-BD-)
NEW SIZING
SEPT 2015




Item Code	Description	Length	Ankle Circumference	Calf Circumference
RW-LE-BD-S30 -K Black, or -B Beige	Average, Small	(up to) 30 cm	18 - 23 cm	28 - 38 cm
RW-LE-BD-M30 -K Black, or -B Beige	Average, Medium	(up to) 30 cm	20 - 28 cm	33 - 43 cm
RW-LE-BD-L30 -K Black, or -B Beige	Average, Large	(up to) 30 cm	25 - 33 cm	38 - 48 cm
RW-LE-BD-XL30 -K Black, or -B Beige	Average, X-Large	(up to) 30 cm	30 - 38 cm	43 - 58 cm
RW-LE-BD-XXL30 -K Black, or -B Beige	Average, XX-Large	(up to) 30 cm	35 - 43 cm	53 - 68 cm
RW-LE-BD-S35 -K Black, or -B Beige	Tall, Small	(up to) 35 cm	18 - 23 cm	28 - 38 cm
RW-LE-BD-M35 -K Black, or -B Beige	Tall, Medium	(up to) 35 cm	20 - 28 cm	33 - 43 cm
RW-LE-BD-L35 -K Black, or -B Beige	Tall, Large	(up to) 35 cm	25 - 33 cm	38 - 48 cm
RW-LE-BD-XL35 -K Black, or -B Beige	Tall, X-Large	(up to) 35 cm	30 - 38 cm	43 - 58 cm
RW-LE-BD-XXL35 -K Black, or -B Beige	Tall, XX-Large	(up to) 35 cm	35 - 43 cm	53 - 68 cm

FOOT
(RW-LE-AB-)
NO SIZING
CHANGES



Item Code	Description	Length	Ankle Circumference	"Y" Circumference
RW-LE-AB-L-S -K Black, or -B Beige	Left, Small	(up to) 21 cm	18 - 23 cm	28 - 33 cm
RW-LE-AB-R-S -K Black, or -B Beige	Right, Small	(up to) 21 cm	18 - 23 cm	28 - 33 cm
RW-LE-AB-L-M -K Black, or -B Beige	Left, Medium	(up to) 23 cm	20 - 28 cm	30 - 38 cm
RW-LE-AB-R-M -K Black, or -B Beige	Right, Medium	(up to) 23 cm	20 - 28 cm	30 - 38 cm
RW-LE-AB-L-L -K Black, or -B Beige	Left, Large	(up to) 26 cm	25 - 33 cm	35 - 43 cm
RW-LE-AB-R-L -K Black, or -B Beige	Right, Large	(up to) 26 cm	25 - 33 cm	35 - 43 cm
RW-LE-AB-L-XL -K Black, or -B Beige	Left, X-Large	(up to) 29 cm	30 - 38 cm	40 - 48 cm
RW-LE-AB-R-XL -K Black, or -B Beige	Right, X-Large	(up to) 29 cm	30 - 38 cm	40 - 48 cm

TOE
(RW-LE-AA-)
NO SIZING
CHANGES



Item Code	Description	Lateral Length	Medial Length	MTP Circumference
RW-LE-AA-L-S -K Black, or -B Beige	Left, Small	12 cm	15 cm	18.0 - 20.5 cm
RW-LE-AA-R-S -K Black, or -B Beige	Right, Small	12 cm	15 cm	18.0 - 20.5 cm
RW-LE-AA-L-M -K Black, or -B Beige	Left, Medium	12 cm	15 cm	20.5 - 23.5 cm
RW-LE-AA-R-M -K Black, or -B Beige	Right, Medium	12 cm	15 cm	20.5 - 23.5 cm
RW-LE-AA-L-L -K Black, or -B Beige	Left, Large	12 cm	15 cm	23.5 - 26.0 cm
RW-LE-AA-R-L -K Black, or -B Beige	Right, Large	12 cm	15 cm	23.5 - 26.0 cm
RW-LE-AA-L-XL -K Black, or -B Beige	Left, X-Large	12 cm	15 cm	26.0 - 28.5 cm
RW-LE-AA-R-XL -K Black, or -B Beige	Right, X-Large	12 cm	15 cm	26.0 - 28.5 cm
RW-LE-AA-L-XXL -K Black, or -B Beige	Left, XX-Large	12 cm	15 cm	28.5 - 31.0 cm
RW-LE-AA-R-XXL -K Black, or -B Beige	Right, XX-Large	12 cm	15 cm	28.5 - 31.0 cm

Questions? We're here to help. Give us a call toll-free at 1-855-857-8500
E: Info@LymphedemaDepot.com Online at: www.LymphedemaDepot.com

**LYMPHEDEMA
DEPOT LTD**
Chronic Edema & Wound Care Products